

TESTING LAB: INTERTEK, YORK, PA 17406

TEST REPORT FOR AMERICAN PRODUCTS, INC.

Report No.: K7913.01-116-45 R0

Date: 03/12/20

SIMULATION RESULTS FOR F2000 2" SILL

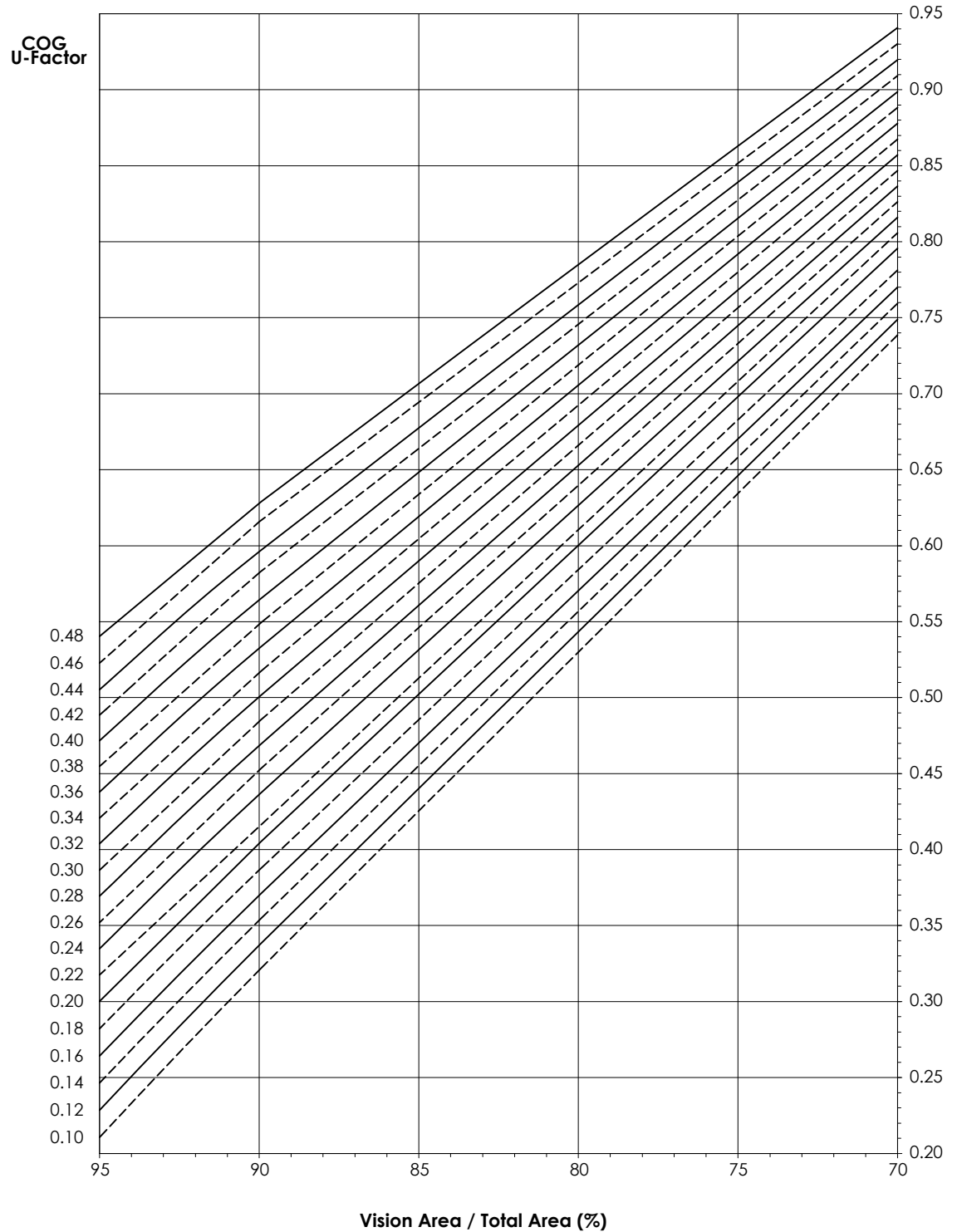
U-FACTOR CALCULATIONS (F2000 Storefront)		
Size Specific U-Factor Matrix*		
Glazing Option	Center-of-Glass U-Factor	Overall U-Factor
1	0.48	0.63
2	0.46	0.61
3	0.44	0.60
4	0.42	0.58
5	0.40	0.57
6	0.38	0.55
7	0.36	0.53
8	0.34	0.52
9	0.32	0.50
10	0.30	0.49
11	0.28	0.47
12	0.26	0.45
13	0.24	0.44
14	0.22	0.42
15	0.20	0.41
16	0.18	0.39
17	0.16	0.37
18	0.14	0.35
19	0.12	0.34
20	0.10	0.32

*The size specific U-Factor matrix is based on the Glazed Wall System NFRC specimen size of 2000mm x 2000mm (78.75 in x 78.75 in). This represents 89.9% Vision Area / Total Area.

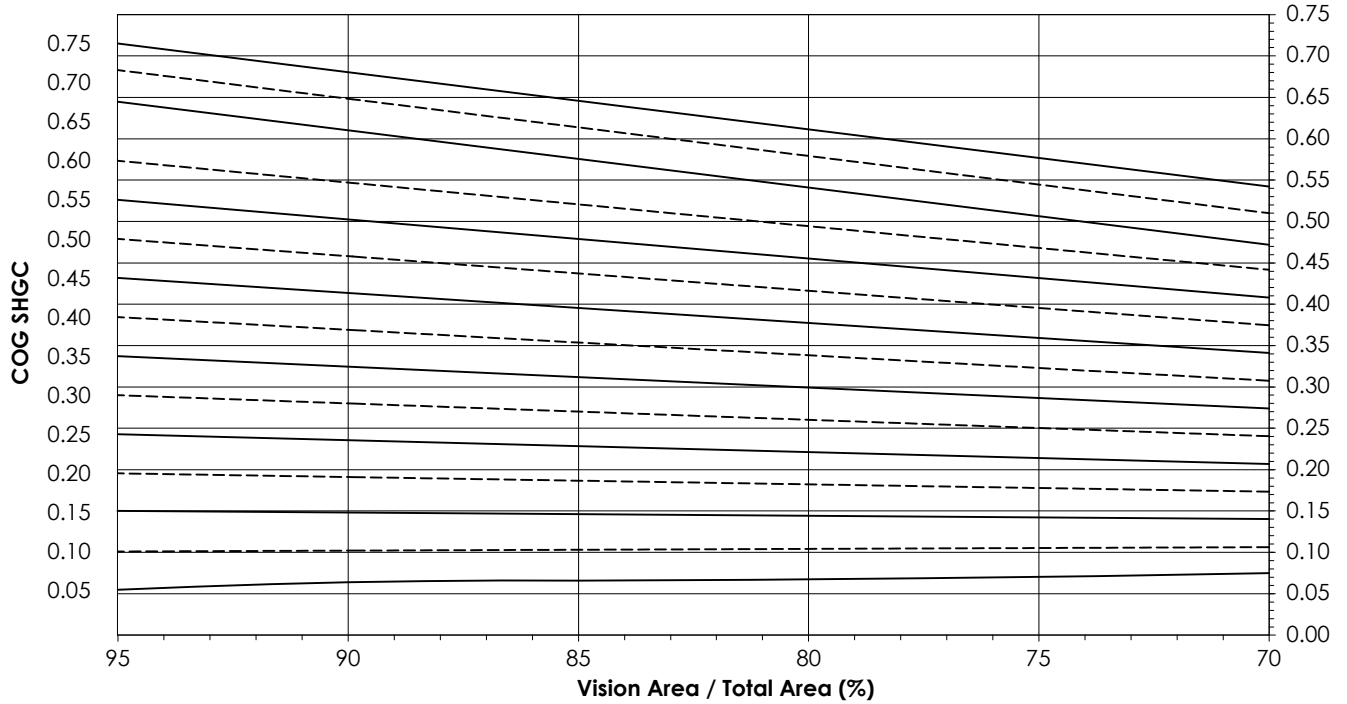
SHGC/VT CALCULATIONS (F2000 Storefront)			
Size Specific SHGC Matrix*		Size Specific VT Matrix*	
Center-of-Glass SHGC	Overall SHGC	Center-of-Glass VT	Overall VT
0.75	0.68	0.75	0.67
0.70	0.64	0.70	0.62
0.65	0.59	0.65	0.58
0.60	0.55	0.60	0.53
0.55	0.50	0.55	0.49
0.50	0.46	0.50	0.44
0.45	0.41	0.45	0.40
0.40	0.37	0.40	0.36
0.35	0.32	0.35	0.31
0.30	0.28	0.30	0.27
0.25	0.24	0.25	0.22
0.20	0.19	0.20	0.18
0.15	0.15	0.15	0.13
0.10	0.10	0.10	0.09
0.05	0.06	0.05	0.04

*The size specific SHGC and VT matrices are based on the Glazed Wall System NFRC specimen size of 2000mm x 2000mm (78.75 in x 78.75 in). This represents 89.9% Vision Area / Total Area

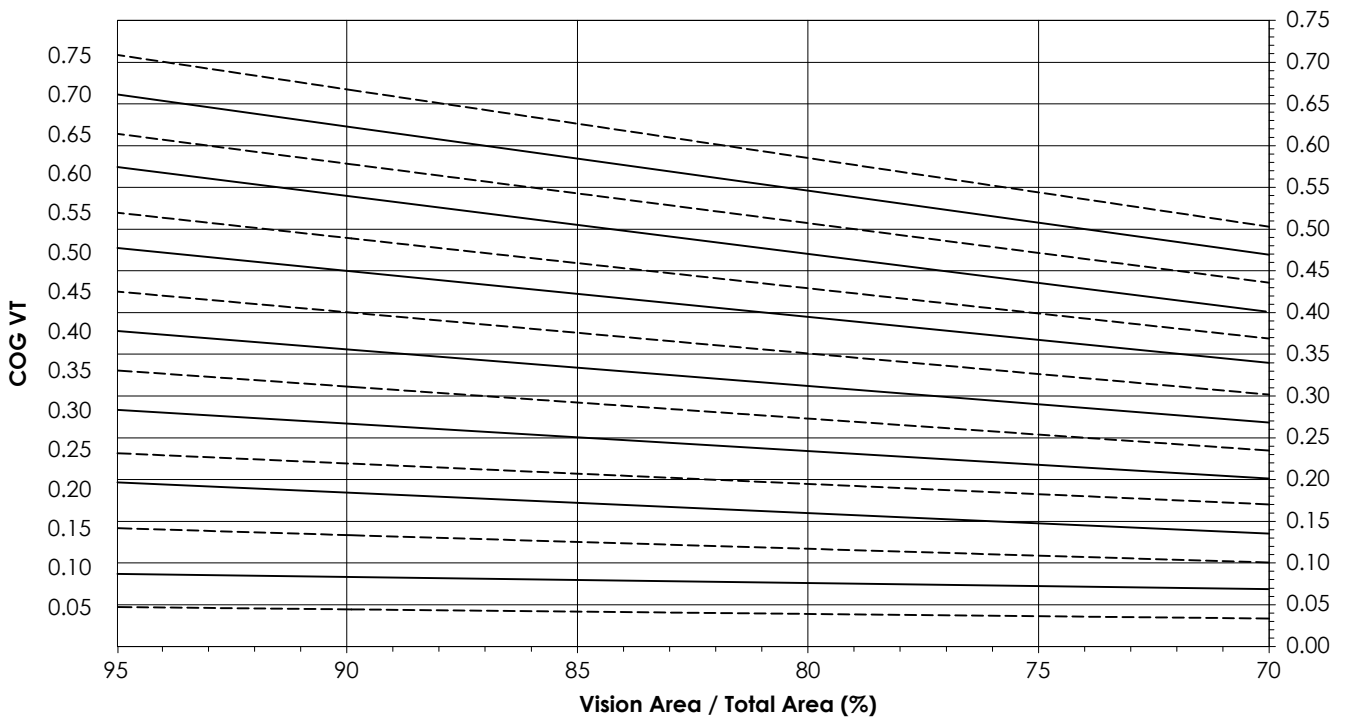
U-FACTOR CALCULATIONS: System U-Factor vs. Percentage of Vision Area



SHGC CALCULATIONS: System SHGC vs. Percentage of Vision Area



VT CALCULATIONS: System VT vs. Percentage of Vision Area



TESTING LAB: INTERTEK, YORK, PA 17406

TEST REPORT FOR AMERICAN PRODUCTS, INC.
 Report No.: K7914.01-116-45 R0
 Date: 03/12/20

SIMULATION RESULTS FOR F2000 6" SILL

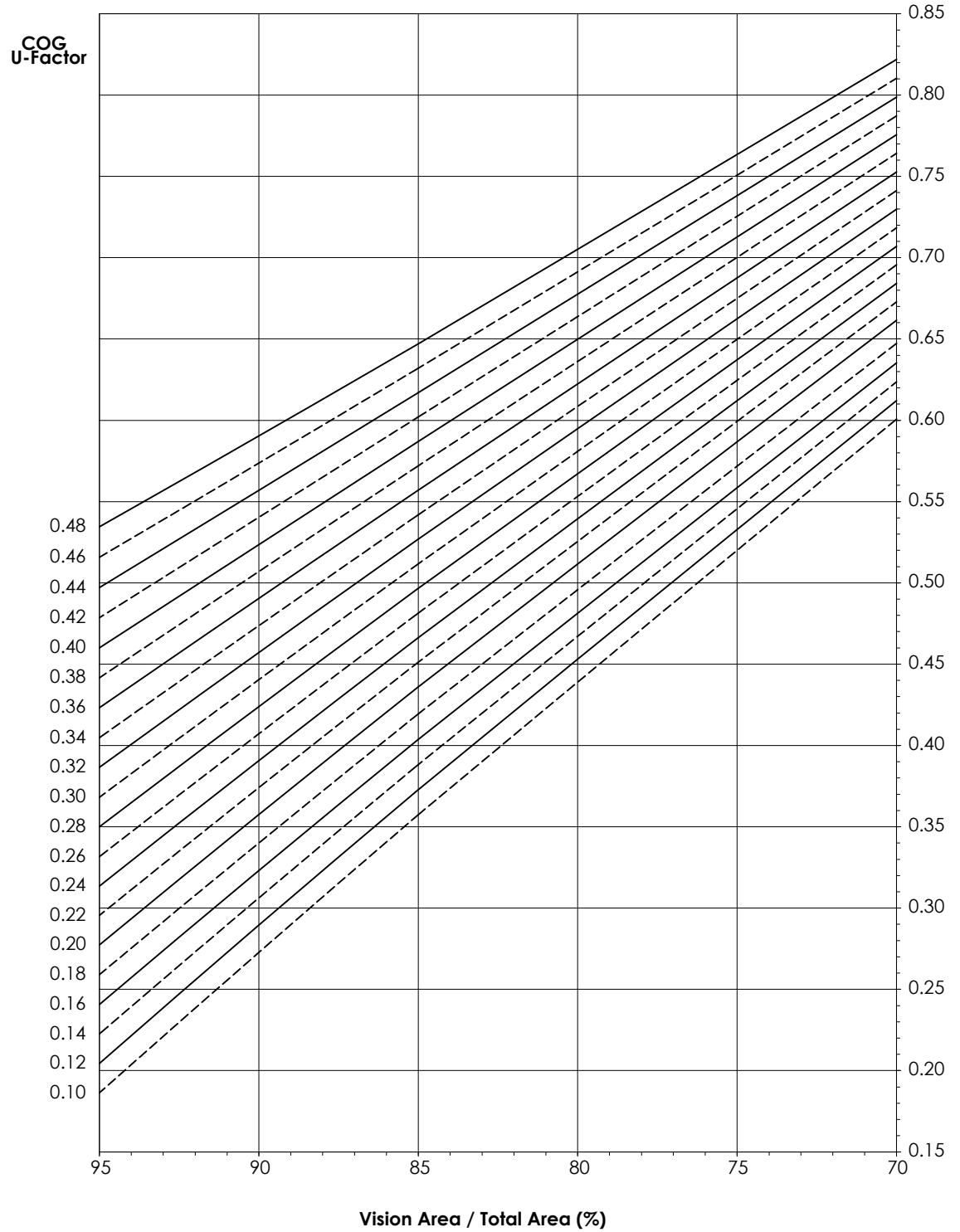
U-FACTOR CALCULATIONS (F2000 Storefront)		
Size Specific U-Factor Matrix*		
Glazing Option	Center-of-Glass U-Factor	Overall U-Factor
1	0.48	0.65
2	0.46	0.63
3	0.44	0.62
4	0.42	0.60
5	0.40	0.59
6	0.38	0.57
7	0.36	0.56
8	0.34	0.54
9	0.32	0.53
10	0.30	0.51
11	0.28	0.50
12	0.26	0.48
13	0.24	0.47
14	0.22	0.45
15	0.20	0.44
16	0.18	0.42
17	0.16	0.40
18	0.14	0.39
19	0.12	0.37
20	0.10	0.36

*The size specific U-Factor matrix is based on the Glazed Wall System NFRC specimen size of 2000mm x 2000mm (78.75 in x 78.75 in). This represents 85% Vision Area / Total Area.

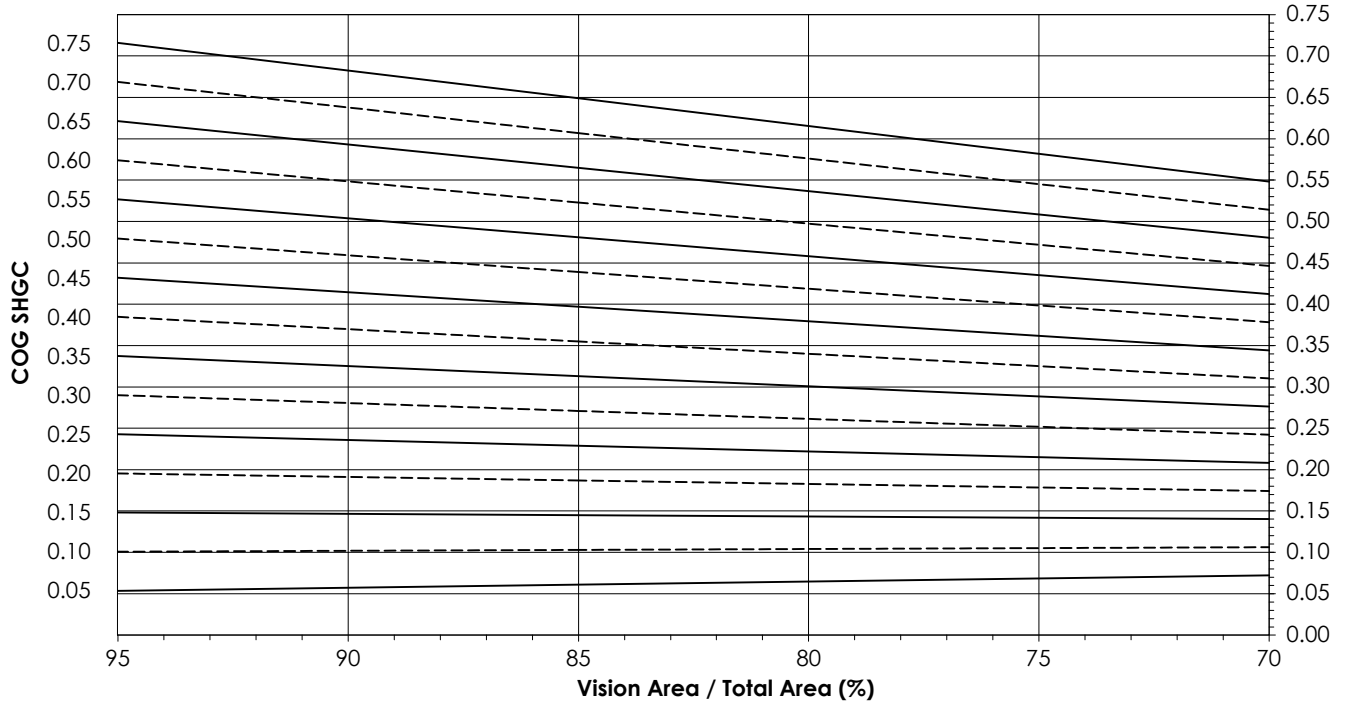
SHGC/VT CALCULATIONS (F2000 Storefront)			
Size Specific SHGC Matrix*		Size Specific VT Matrix*	
Center-of-Glass SHGC	Overall SHGC	Center-of-Glass VT	Overall VT
0.75	0.65	0.75	0.63
0.70	0.61	0.70	0.59
0.65	0.57	0.65	0.55
0.60	0.52	0.60	0.50
0.55	0.48	0.55	0.46
0.50	0.44	0.50	0.42
0.45	0.40	0.45	0.38
0.40	0.36	0.40	0.34
0.35	0.31	0.35	0.29
0.30	0.27	0.30	0.25
0.25	0.23	0.25	0.21
0.20	0.19	0.20	0.17
0.15	0.15	0.15	0.13
0.10	0.10	0.10	0.08
0.05	0.06	0.05	0.04

*The size specific SHGC and VT matrices are based on the Glazed Wall System NFRC specimen size of 2000mm x 2000mm (78.75 in x 78.75 in). This represents 85% Vision Area / Total Area

U-FACTOR CALCULATIONS: System U-Factor vs. Percentage of Vision Area



SHGC CALCULATIONS: System SHGC vs. Percentage of Vision Area



VT CALCULATIONS: System VT vs. Percentage of Vision Area

